



## ACTIVITY 6: A role-play for empathy

### Learning Goal

The children will understand motives, behaviours and desires of others

### Learning Outcome

By the end of this study unit, I will be able to

Identify and understand motives, behaviours and desires of others

Age Group: Early primary

Level: Advanced



Materials need: empathy cards, sheet of paper, pen


### Activity steps:

1. Read the story "*Sherlock meets a friend*"
  2. Introduce the topic with the help of following questions on the story:
    - Who did Sherlock meet in the forest
    - How did Max seem?
    - What happened to Max?
    - How did Sherlock feel?
    - What do you think about Max's emotions and thoughts? Can you describe them?
  3. Let the children discuss Max feelings deeply.
  4. Arrange the students into a circle and ask each child to take one of the "empathy cards" from the centre of circle. The teacher can add other pictures from newspapers or internet or combined, more than one.
  5. Divide the children in small group and each group selects one picture to make a role-play from it.
  6. Ask the children to create a small story that includes an event related to that picture. During the role-play ask participants to be very exact in the interpretation of the emotions related to the story.
  7. At the end of the story ask to the audience:
    - Which emotion or emotions can you identify in story?
    - Which were the thoughts and desires of the characters?
- Then ask to the students who made the role-play.
- How did you feel when you played that story?
  - Did you experience the same emotions of the characters?
  - If yes, what did you feel?
8. Introduce the concept of empathy asking students:
    - Do you know the meaning of empathy?
  9. Let the students brainstorm their suggestions and write them down on a sheet of paper. Then question them:
    - Have you ever felt the emotion of somebody close to you? What happened?
  10. Encourage pupils to share their experiences.

11. Close the activity by explaining students that empathy involves sharing emotions of another person, it's like "feeling with" another person and how it is important to care about motives, behaviours, desires and beliefs of others that can affect others' emotions.

EMPATHY CARDS





#### Home activity



The children fill the "desires worksheet" together with a parent, writing how the character of the picture feels and what he would like to do or have.

#### Desires worksheet



He feels

He would like to have/do

|  |   |
|--|---|
|   | <p>He feels</p> <p>He would like to have/do</p>   |
|   | <p>She feels</p> <p>She would like to have/do</p> |
|  | <p>He feels</p> <p>He would like to have/do</p>   |